



Residency Application Overview

MS4 Class Meeting #1

June 3, 2019

Applying to Residency: Summer into Fall

Agenda

- Timeline
- Deciding where to apply
- Components of your application
- Words of Wisdom

Timelines and Deadlines

Deadlines

Late July

San Francisco Match Application submitted (Ophthalmology)

July 16

Deadline for EM SVI (10:59 CDT)

September 1

LORs submitted

September 6

Early ERAS opening to certify and submit

September 15

ERAS applications are sent to programs

October 1

MSPE released to all programs

November 30

NRMP registration deadline

December 1

PSOM Step 2 test date deadline

Timeline: June - August

June

Register for ERAS (tokens emailed to you in June)

Organize CV (follow template)

Meet with Dr. Fromme, if you have not already done so

Ask for Letters of Recommendation

Sign up for your ERAS/Graduation photo

Prepare for and submit your SVI (EM students only)

July – August

Write your Personal Statement

Send a draft to your career and specialty advisors for review

Edit your ERAS application to near completion

This timeline is designed for students applying through the regular match.

Timeline: July - September

July – September

MSPE Review

Continue to edit your ERAS application

LORs uploaded

September 15

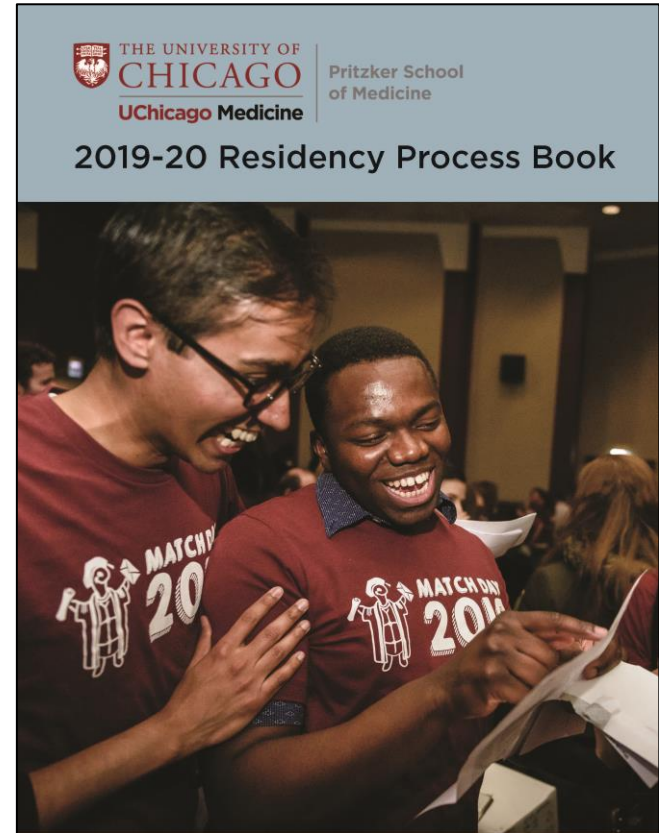
Certified ERAS applications sent to programs

NRMP Registration opens

(You must register for both ERAS and the NRMP)

Residency Process Book

- Advising calendar and deadlines
- Career Advisor contact info
- Checklists
- Sample CV
- Sample ERAS application
- Sample MSPE and MSPE appendices
- Sample personal statement
- Specialty-specific guidance



Residency Resources

Pritzker School of Medicine

About Medical Education Admissions Research & Service Opportur

Pritzker Events

Today
May 22
Tentative: Pritzker Journal Club
12:00–1:00 PM
To be announced

Wed.
May 23
Introducing to Suturing with Vascular Surgery
11:00 AM–12:00 PM
Biological Sciences Learning Center, Lobby

Search

Quick Links for Prospective Students

- How to Apply
- Check Application Status

What's Happening This Quarter

- Graduation
- Revisit

Online Content: Mission
chicago.edu/page/road-residency/



Pritzker S

Mission

At the University of Chicago, in an atmosphere of interdisciplinary scholarship and discovery, the **School of Medicine** is dedicated to inspiring diverse students of exceptional promise to become leaders and innovators in science and medicine for the betterment of humanity.

Pritzker School of Medicine

THE UNIVERSITY OF CHICAGO

About Medical Education Admissions Research & Service Opportunities Student Resources Student Life

Residency Resources

- Office of Multicultural Affairs
- Career Advising at Pritzker (CAP)
- Road to Residency
 - Away Rotations
 - Regular Match Timeline
 - Early Match Timeline
 - Residency Resources**
 - Recommendation Resources
 - Residency Interview Hosting
- Logos and Student Websites
- Lockers, IDs, and Parking
- Important Links for Students
- Student Forms
- Transcripts
- Visiting Students
- Alumni Verification and Licensure

2018-19 Instruction Books



- The 2018-19 Residency Process Book
- ERAS User Guide, Check List, and FAQ
- FAQs about new residencies in Interventional Radiology

Match Websites

- ERAS - Electronic Residency Application Service
- NRMP - National Resident Matching Program
- AUA Match
- SF Match
- Info on the EM Standardized Video Interview

Letter of Recommendation Information

- Memo and FAQs for LOR Authors about ERAS LOR procedures



Where to Apply

Resources for Researching Residencies

- Pritzker Faculty
- Current Residents
- Pritzker Alumni
- FREIDA Online

Choosing a Program

Considerations:

- Family
- Geography
- Your own qualifications and abilities
- Quality of the program
- Preliminary program requirements
- Breadth and depth of list

Your Specialty and Career Advisors can be instrumental in helping you create a list.

Do I need to apply for a prelim year?

Categorical

- Begins in PGY-1 and offers full residency training required for board certification in that specialty

Advanced

- Begins in PGY-2 and are in specialty programs that require completion of 1 year of preliminary training

Preliminary

- Begins in PGY-1 and offers 1 year of training prior to entry into advanced specialty

Transitional

- PGY-1 year that is similar to a “rotating” internship

Specialties that may require a prelim year

- Anesthesiology
- Dermatology
- Neurology
- Ophthalmology
- PMR
- Radiation-Oncology
- Radiology

Selecting Programs and Maximizing Your Odds

Think like an investor:

Create a **diverse** application portfolio to mitigate risk and maximize your ROI!

Goal Programs

- Your dream program!

Realistic Programs

- You are relatively sure you will get an interview at this program.

Low-Risk Programs or Specialties

- Maximize your odds of matching by applying to back-up programs.

Components of the Application

Application Components

Your responsibilities

1. ERAS application
2. Personal Statement
3. Letters of Recommendation (LORs)
4. ERAS Photo
5. USMLE transmission (via ERAS)
6. EM applicants: Standardized Video Interview (SVI)

Our responsibilities

7. MSPE
8. Pritzker transcript

Guidelines for Your CV

Formatting

- Refer to Pritzker template (on Residency Resources site and in Booklet)
- Multiple pages are OK
- Arrange lists in reverse chronological order (most recent first)
- Arrange publications in chronological order
- Arrange activities into categories

Content

- List relevant collegiate experiences
- List significant work experience between college and medical school
- Spell out acronyms
- Explain activities or experiences with short bulleted points
- Do **not** list activities from high school

Guidelines for Your Personal Statement

Purpose

- Introduce yourself and your voice
- Express interest in a specialty

Length

- One page
- 10-point font
- 1-inch margins
- Single-spaced

Things to Avoid

- Humor
- Obscure references
- Quotations
- Personal things you would not want to discuss in an interview

Review

- Review your Personal Statement with your Career and Specialty Advisors

Check out Dr. Woodruff's Personal Statement workshop!

5 pm on June 5 in J-103

Letters of Recommendation: What do my letter writers need?

ERAS Letter Request Form (generated through ERAS)

- AAMC or SF Match identification number
- Waive your right to see the letter (check box on both forms)
- Specialty for which the letter should be written


Copy of your CV

Copy of your Personal Statement

- Ideally, your letters will echo themes from your Personal Statement to tell a coherent story

**CV, Personal Statement, and email templates can be found on
the Residency Resources site.**

MyERAS Dashboard



Dashboard Application Documents Programs Message Center Interviews Rebecca Silverman

MyERAS ERAS 2018 Season - Residency

Jack Doe
AAMC ID: 13909272
Email: rsilverman@bsd.uchicago.edu

Application	Documents	Programs	Resources
<p>Personal Information Saved</p> <p>Biographic Information Incomplete</p> <p>Education Incomplete</p> <p>Experience Incomplete</p> <p>Licensure Incomplete</p> <p>Publications Incomplete</p> <hr/> <p>View/Print Application View/Print CV</p>	<p>Uploaded but Unassigned LoRs 0</p> <p>Unassigned Personal Statements 0</p> <p>MS Transcript Not Uploaded</p> <p>MSPE (Dean's Letter) Not Uploaded</p> <p>Photo Not Uploaded</p>	<p>Saved Programs 0</p> <p>Programs Applied to 0</p>	<p>Please visit our Tools for Residency Applicants for useful information on the ERAS process.</p> <p>MyERAS Terms and Conditions</p> <p>Contact ERAS</p> <p>ERAS Support Contact Form (202) 862-6264</p> <p>Monday - Friday 8am - 6pm ET</p>

Are you planning to apply for a residency position at an ACGME-accredited Emergency Medicine program?
If you select "Yes", you will receive an invitation to complete the [AAMC Standardized Video Interview](#), which is required for ACGME Emergency Medicine programs. You must read the "[SVI Essentials](#)" on the AAMC Standardized Video Interview website. You may change your selection from "Yes" to "No" at any point. Your response to this question will not be displayed in your MyERAS Application/CV. The specialty requested that all applicants complete the AAMC Standardized Video Interview between June 6 and 11:59

Yes No

Documents: LORs

The screenshot shows the MyERAS interface for the ERAS 2018 Season - Residency. The top navigation bar is purple with the AAMC logo and menu items: Dashboard, Application, Documents, Programs, Message Center, and Interviews. The user's name, Rebecca Silverman, is in the top right. Below the navigation bar, the page title is "MyERAS ERAS 2018 Season - Residency". On the right, a user profile for Jack Doe is shown with AAMC ID: 13909272 and Email: rsilverman@bsd.uchicago.edu. A left sidebar contains "Documents" with sub-items: Personal Statements, Letters of Recommendation (highlighted), and Additional Documents. The main content area is titled "Letters of Recommendation" and includes a "Help" link. It contains instructions for authors to upload letters, a list of three steps, a "+ Add New" button, a search bar, and a "Confirm" button. The status shows "0 LoRs Selected".

AAMC Dashboard Application Documents Programs Message Center Interviews Rebecca Silverman

MyERAS ERAS 2018 Season - Residency

Jack Doe
AAMC ID: 13909272
Email: rsilverman@bsd.uchicago.edu

Documents

- Personal Statements
- Letters of Recommendation**
- Additional Documents

Letters of Recommendation

Help

In order for an LoR Author to upload a letter on your behalf, you MUST complete the following steps for **each** LoR that you intend to use during the application season.

1. Click *Add New* to enter and save LoR information.
2. Confirm the LoR entry by marking the associated checkbox and selecting *Only checked* in the Confirm drop down list.
Note: You may only edit and/or delete a LoR entry prior to confirming.
3. Select *Download Letter Request* or *Email Letter Request* in the associated Action column to provide your LoR Author with the form.

+ Add New

Search by Name, Title/Dept., or Specialty

0 LoRs Selected Confirm

You have not added any LoR Authors. Click Add New to add an LoR Author.

Documents: LORs (continued)

Add Letter of Recommendation

* Indicates required field.

LoR Author Name: *

LoR Author Title/Department: *

Specialty to which this letter will be assigned:

Note: Specialty field will only be viewable to applicants, their Designated Dean's Office and the LoR Author - not programs.

Additional LoR Information *

This LoR Author is a Program Director in a current/previous residency or fellowship where I trained. (Applies to Residents/fellows only)

This LoR Author is a Department Chair where I completed my clerkship training. Group departmental letters must be signed by the team composing the letter.

None of the above.

I waive my right to view my Letter of Recommendation: * Yes No

655 K Street, NW, Suite 100, Washington, DC, 20001-2399 [Contact Us](#) [Follow Us](#) © 1995 - 2017 AAMC [Terms and Conditions](#) [Privacy Statement](#)

Documents: LORs (continued)

AAMC Dashboard Application Documents Programs Message Center Interviews Rebecca Silverman

MyERAS ERAS 2018 Season - Residency

Jack Doe
AAMC ID: 13909272
Email: rsilverman@bsd.uchicago.edu

Documents
Personal Statements
Letters of Recommendation
Additional Documents

Letters of Recommendation

In order for an LoR Author to upload a letter on your behalf, you MUST complete the following steps for each LoR that you intend to use during the application season.

1. Click *Add New* to enter and save LoR information.
2. Confirm the LoR entry by marking the associated checkbox and selecting *Only checked* in the Confirm drop down list.
Note: You may only edit and/or delete a LoR entry prior to confirming.
3. Select *Download Letter Request* or *Email Letter Request* in the associated Action column to provide your LoR Author with the form.

+ Add New

Search by Name, Title/Dept., or Specialty

1 LoRs Selected Confirm

<input type="checkbox"/>	LoR Information	Specialty	Letter ID	Status	Actions
<input checked="" type="checkbox"/>	H. Barrett Fromme, MD, MHPE - Associate Professor of Pediatrics	Preliminary Programs		⚠ Not Confirmed for Upload	Select

Documents: LORs (continued) | CONFIRM YOUR LOR

Confirm Letters of Recommendation

Are you certain that you want to confirm the selected LoR Author(s) for upload? Once confirmed, an LoR Author entry cannot be deleted or otherwise modified.

MyERAS Password: *

Rebecca Silverman

Jack Doe
AAMC ID: 13909272
Email: rsilverman@bsd.uchicago.edu

MyERAS ERAS 201

Documents

- Personal Statements
- Letters of Recommendation**
- Additional Documents

In order for an LoR Author to upload a letter on your behalf, you MUST complete the following steps for each LoR that you intend to use during the application season.

1. Click *Add New* to enter and save LoR information.
2. Confirm the LoR entry by marking the associated checkbox and selecting *Only checked* in the Confirm drop down list.
Note: You may only edit and/or delete a LoR entry prior to confirming.
3. Select *Download Letter Request* or *Email Letter Request* in the associated Action column to provide your LoR Author with the form.

Search by Name, Title/Dept., or Specialty

1 LoRs Selected

<input type="checkbox"/>	LoR Information	Specialty	Letter ID	Status	Actions
<input checked="" type="checkbox"/>	H. Barrett Fromme, MD, MHPE - Associate Professor of Pediatrics	Preliminary Programs		⚠ Not Confirmed for Upload	<input type="button" value="Select"/>

Documents: LORs (continued) | Email/Print Letter Request Form

AAMC Dashboard Application Documents Programs Message Center Interviews Rebecca Silverman

MyERAS ERAS 2018 Season - Residency Jack Doe
AAMC ID: 13909272
Email: rsilverman@bsd.uchicago.edu

Documents
Personal Statements
Letters of Recommendation
Additional Documents

Letters of Recommendation

In order for an LoR Author to upload a letter on your behalf, you MUST complete the following steps for each LoR that you intend to use during the application season.

1. Click *Add New* to enter and save LoR information.
2. Confirm the LoR entry by marking the associated checkbox and selecting *Only checked* in the Confirm drop down list.
Note: You may only edit and/or delete a LoR entry prior to confirming.
3. Select *Download Letter Request* or *Email Letter Request* in the associated Action column to provide your LoR Author with the form.

+ Add New

Search by Name, Title/Dept., or Specialty

0 LoRs Selected Confirm

LoR Information	Specialty	Letter ID	Status	Actions
H. Barrett Fromme, MD, MHPE - Associate Professor of Pediatrics	Preliminary Programs	6MGB4TQEE	Confirmed for Upload - 06/13/2017	Select Download Letter Request Email Letter Request

Documents: LORs (continued) | Letter Request Form



ERAS Letter of Recommendation (LoR) Request

ERAS Application Season: 2018
ERAS Letter ID: 6MGB4TQEE

I am requesting that you submit my Letter of Recommendation (LoR) to the Electronic Residency Application Service (ERAS), which transmits my LoR(s) to the residency programs to which I am applying.

ERAS Letter of Recommendation Portal (LoRP)

The Electronic Residency Application Service (ERAS) Letter of Recommendation Portal (LoRP) is a centralized service that allows LoR Authors to upload LoRs for applicants applying to ERAS residency programs.

ERAS has established a set of guidelines that should be reviewed prior to writing and uploading LoRs using the LoRP.

For more information about the LoRP guidelines, additional resources, and to access the LoRP login, please visit https://www.aamc.org/services/eras/282520/lor_portal.html.

- Review the information below. If any information is inaccurate, contact the applicant directly so they can make corrections.
- Login to the ERAS LoRP to upload this letter using the unique ERAS Letter ID above.

Applicant Details

Name	Doe, Jack R.
Preferred Name	Jack
AAMC ID	13909272
Preferred Phone Number	773-702-333
Preferred Email	rsilverman@bsd.uchicago.edu

LoR Details

LoR Author Name	H. Barrett Fromme, MD, MHPE
LoR Author Title/Department	Associate Professor of Pediatrics
Specialty to which this letter will be assigned	Preliminary Programs

Letters of Recommendation: How many letters do I need?

Categorical Programs: 3-4 total letters

- 3 clinical letters
- 1 research letter (if appropriate)

Note: You cannot submit more than 4 letters to a single program.

Advanced Programs: 6-7 total letters

- Prelim/Transitional Year: 3 clinical letters
 - Advanced Program: 3 clinical letters
- 1 research letter (if appropriate)

Note: Letter writers can use the same letter for both applications, as long as they are generic in specialty.

(ie. “I recommend John Doe for your residency program” instead of “I recommend John Doe for your Pediatric residency program”)

Letters of Recommendation: Do I need a Chair's Letter?

- Anesthesiology
- Medicine*
- Medicine-Pediatrics*
- Preliminary Medicine*
- Obstetrics and Gynecology
- Orthopedic Surgery
- Otolaryngology (Section Chief)
- Pediatrics (some programs)
- Plastic Surgery (Section Chief)
- Surgery
- Urology (Section Chief)

**Another faculty member writes the letter in conjunction with the Chair.*

Emergency Medicine utilizes a “Standardized Letter of Recommendation”, and Plastic Surgery is starting to do the same. Check with your program.

If you are applying in **both Preliminary Medicine and transitional programs**, you could use the letters for both if they are generic in specialty.

Letters of Recommendation: Timeline

- Give letter-writers 4-6 weeks' notice
- Letters in by September 1 (i.e., ask before August 1!)
- Track which letters have arrived by using ERAS
- Do not wait for your letters to submit your ERAS application
- Send a friendly reminder email if it has been 6 weeks and your letter has not been uploaded

Letters of Recommendation: FAQ

1. Who reads my Letters of Recommendation?
2. Do you have tips for making sure my faculty members deliver their letters on time?
3. If my letter has not been received, and it is after the 4-6 week period, what do I do?

USMLE Transcript

- Requested by you through ERAS
- Transmitted 3-5 days following your request

This process will be discussed in detail at the ERAS Overview class meeting on
July 8

Emergency Medicine Standardized Video Interview (SVI)

- Comprised of 6 questions based on 2 ACGME competencies:
 - Knowledge of professional behaviors, and interpersonal and communication skills
- Scored by third-party raters
- **All students even considering an application to EM** should execute a video interview within the timeframe outlined below:
 - **Early June:** ERAS opens; ERAS registration tokens will be distributed to students by our offices. EM-bound students will register in ERAS indicating their intent to apply to EM. Rolling emails will then be sent to such applicants inviting them to complete a video interview online.
 - **July 16:** Students have until **July 16 at 11:59 pm EDT (10:59 CDT)** to complete the video interview.
 - **Sept. 1:** Scores made available to applicants.
 - **Sept. 15:** ERAS transmits applications to programs, and SVI scores and videos will also be released to programs.

Emergency Medicine Standardized Video Interview (SVI)

Process

- Step 1: Access MyERAS to declare interest in EM
- Step 2: Receive link to access HireVue to complete interview
- Step 3: Log into HireVue to complete technology and environment check.
- Step 4: In HireVue, click “Take Sample Interview” to practice
- Step 5: When ready, click “Get Started” to complete interview
 - 30 seconds to read question
 - 3 minutes to respond



Emergency Medicine Standardized Video Interview (SVI)

- Practice, practice, practice!
- Use the sample questions on the AAMC materials
- Send your videos to your Career Advisors for feedback
- Ensure you have a well-lit space to record your interview free of distractions

Important Staff

Strategy

Career Advisor
Specialty Advisor
Dr. Woodruff

Personal Statement

Career Advisor
Specialty Advisor

MSPE/Grade Concerns

Dr. Fromme

Couples' Matching

Career Advisor
Dr. Woodruff

CV/ERAS Logistics

Rebecca Silverman

LOR Status

ERAS or SF Match

Words of Wisdom

Be a Smart Applicant!

- Apply broadly to give yourself the best possible odds
 - You can always narrow your list during interview season
- Listen to Career Advisor feedback about your strategy
- Realize that there is more than one program where you can be happy

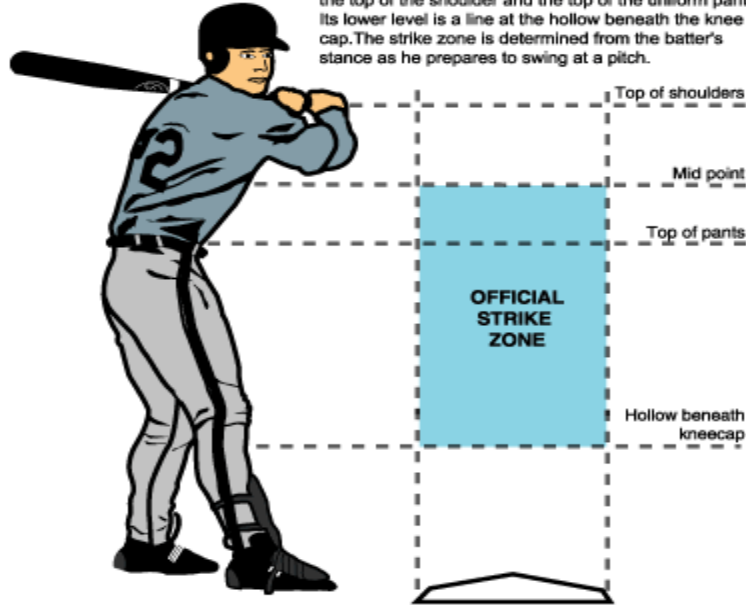
Don't put all of your eggs in one basket...

Diversify your application portfolio to maximize your odds!

The Gut Check/Strike Zone

The Strike Zone

The strike zone is an area over home plate. Its upper limit is a horizontal line at the midpoint between the top of the shoulder and the top of the uniform pants. Its lower level is a line at the hollow beneath the knee cap. The strike zone is determined from the batter's stance as he prepares to swing at a pitch.



- Careers are long—find something you love to do
- Listen to yourself, not to others telling you what you should do
- Don't be confused by a great—or lousy—experience on a rotation

Make a Plan and Focus

- Focus on what you can do something about: your Personal Statement, letters, and interview preparation
- Get the pieces together and assemble them
- Refer to your Residency Process Booklet
- Know what job you are applying for
 - Program Directors want smart, dependable, functional team players who will take excellent care of their patients
- Take it one step at a time

You will get through it!

You are NOT alone!

- You have a good support team
- You are not behind
- This is a long process with multiple parts

The Career Advising team's doors are always open!

MS4 Class Meetings

June 5

Optional: Personal Statement Workshop

J-103, 5 pm

July 8

#2: ERAS Overview

September 25

#3: Interviewing for Residency

January 22, 2020

#4: Constructing your Rank List

Match Day: March 20, 2020!

